



# UNIJET 75 2V

**0.75 kW 50Hz; 0.9 kW 60Hz SINGLE-PHASE**  
**0.7 kW 50Hz; 0.8 kW 60Hz THREE-PHASE**

The standard side channel blowers/aspirators are designed to handle clean air up to a maximum of 40°C. Please contact us for special applications.

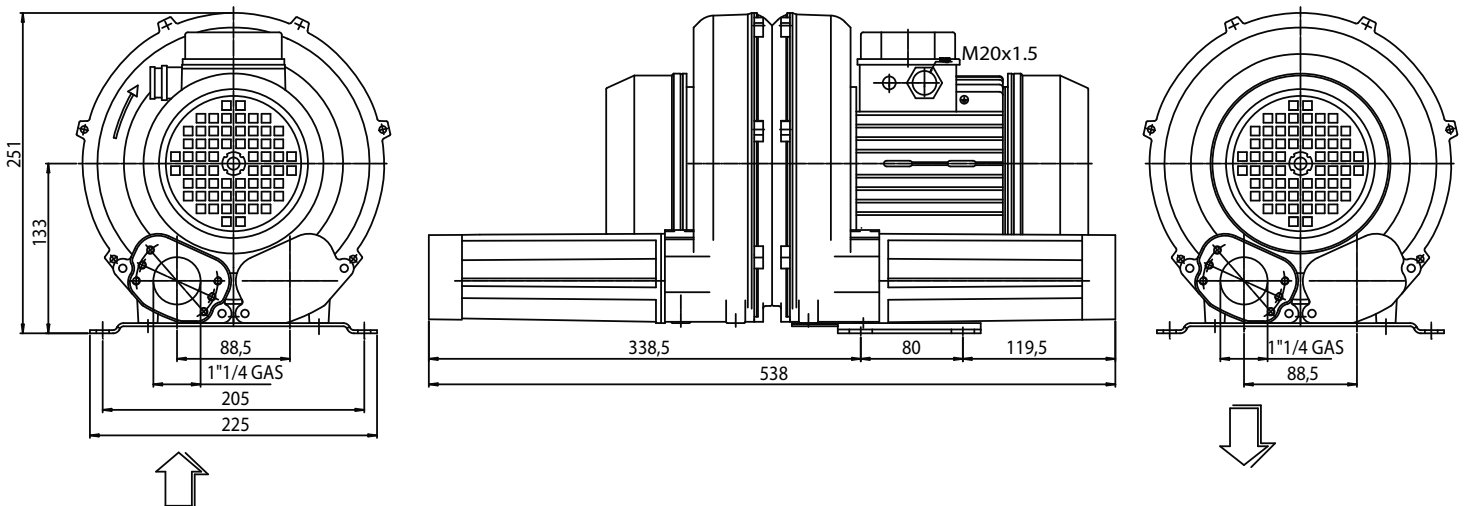
Motors construction conform with CEI 2-3 (1988) NORMS. ISOL. CL F PROT. IP 55, cCSAus certified (single-phase cCSAus upon request)

cCSAus file nr. 242079 

	Item code	kW	V	Hz	absorbed AMPS	r.p.m.	max cont. duty S1 (mbar)	μF/V	electric motor thermal sensor (type)	dB (A)*	weight (Kg)
SINGLE-PHASE	019120	0.7	230	50	5	2800	-270 +245	20 / 450	bi-metal (klixon)	64	16
	019168	0.8	220	60	6	3400	-255 +235	20 / 450	bi-metal (klixon)	68	16
THREE-PHASE	019130	0.75	200-240 Δ 345-415 Y	50	3.4 Δ 1.95 Y	2800	-215 +215	-	bi-metal (klixon)	64	16
	019130	0.9	220-275 Δ 380-480 Y	60	3.4 Δ 1.95 Y	3450	-205 +195	-	bi-metal (klixon)	68	16
	019165	0.75	230 Δ 400 Y	50	3.5 Δ 2 Y	2800	-270 +245	-	bi-metal (klixon)	64	16
	019165	0.9	265 Δ 460 Y	60	3.3 Δ 1.9 Y	3450	-245 +230	-	bi-metal (klixon)	68	16

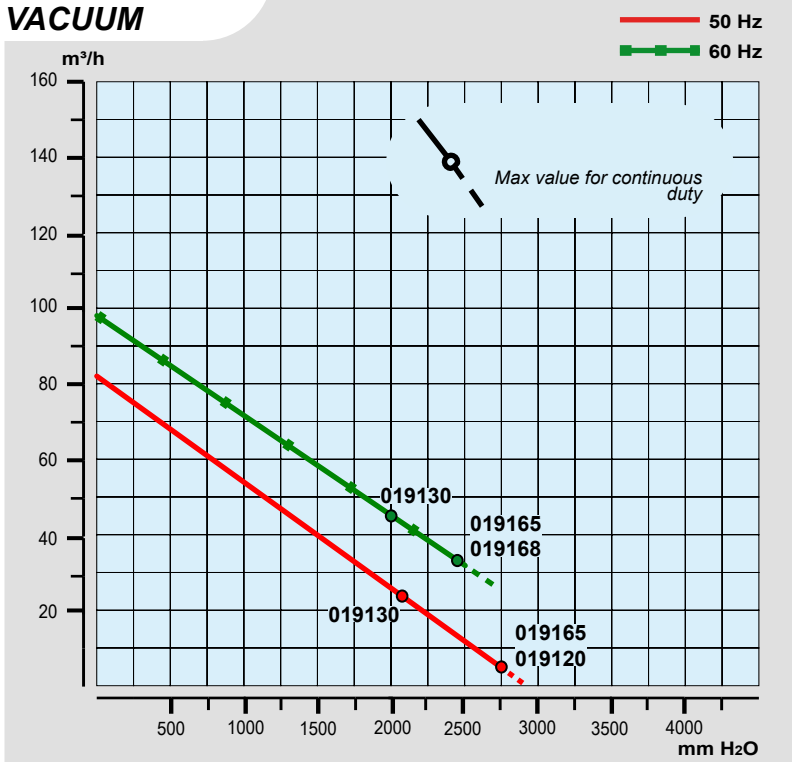
\* Sound pressure level tested according to ISO regulation 3746 - 1979 (E). Parameters: r=1 - Background noise 51 dB (A) - Instrument: Brüel & Kjær type 2232.

### dimensions:

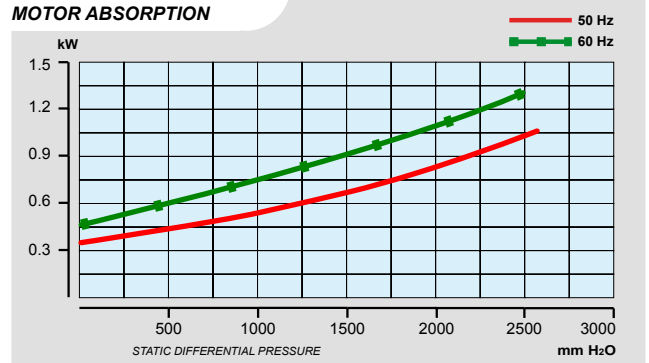


all dimensions are in mm

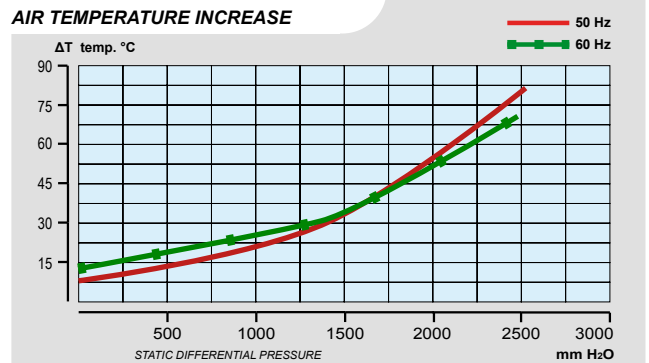
## VACUUM



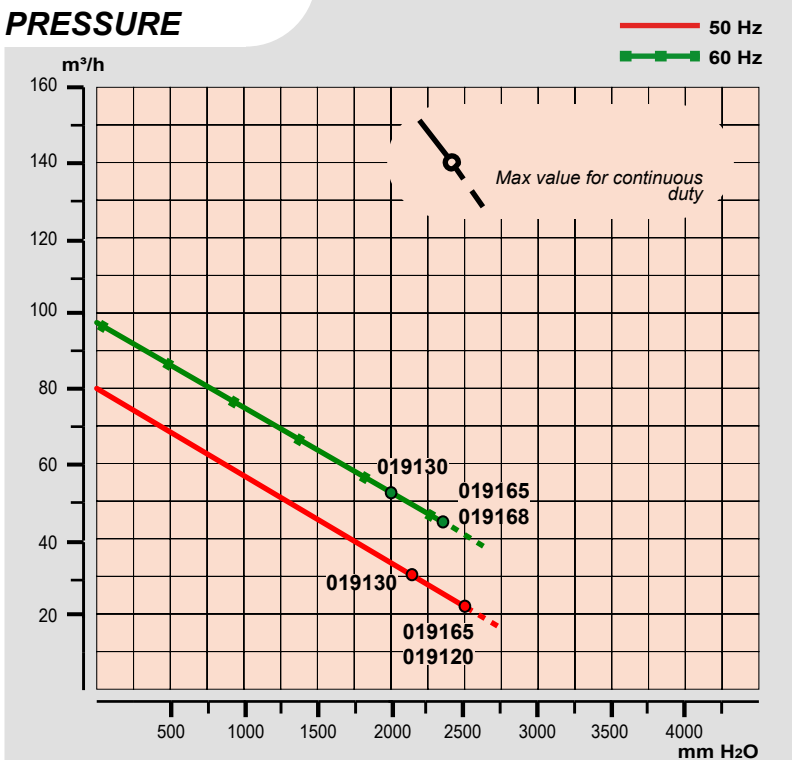
## MOTOR ABSORPTION



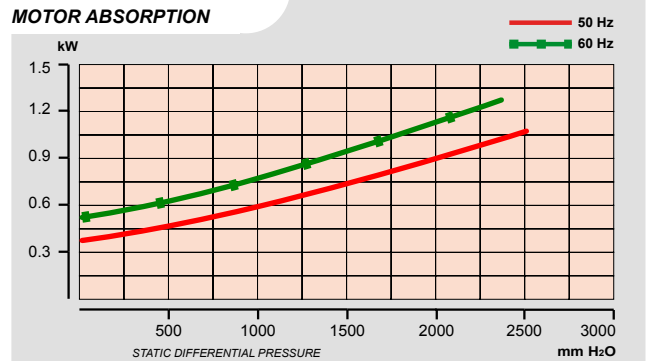
## AIR TEMPERATURE INCREASE



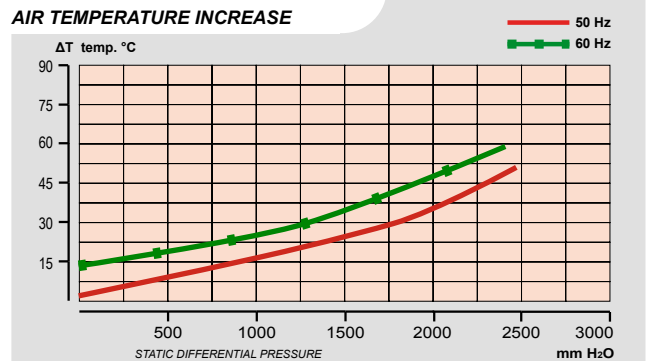
## PRESSURE



## MOTOR ABSORPTION



## AIR TEMPERATURE INCREASE



All data is intended as an indication and may be modified without prior notice.  
 The vacuum curve is valid for pumping air, with a temperature of 20°C at the inlet flange and with a pressure of 1013 mbar at the discharge port.  
 The pressure curve is valid for pumping air, with an average temperature of 20°C and 1013 mbar at the inlet flange.

l/min = m<sup>3</sup>/h · 16,667  
 CFM = m<sup>3</sup>/h · 0,588  
 mbar = mm H<sub>2</sub>O · 0,098  
 PSI = mm H<sub>2</sub>O · 0,00142